



Nine Patch Hearts

Appliqué and piecing with wool – Anne Rickerby

This cosy wool quilt will warm the cockles of anyone's heart.

REQUIREMENTS


Size: 25" square

Block: 8" square



- Fat $\frac{1}{4}$ each orange, mustard and blue wool
- Fat $\frac{1}{8}$ green wool
- 3, Fat $\frac{1}{4}$ matching prints
- 25cm Print - binding
- 1m Square wadding
- 1m Backing
- 2-ply Variegated wool yarn or embroidery thread
- 50cm Fusible web e.g. Bondaweb





Quilt layout

Cutting

1. From orange wool cut: ten, $\frac{3}{4}$ " squares.
2. From mustard wool cut: four, $8\frac{1}{2}$ " squares.
3. From blue wool cut: ten, $\frac{3}{4}$ " squares.
4. From green wool cut: five, $\frac{3}{4}$ " squares.
5. From print to match blue wool cut: eight, $\frac{3}{4}$ " squares.
6. From print to match orange wool cut: eight, $\frac{3}{4}$ " squares.
7. From print to match green wool cut: four, $\frac{3}{4}$ " squares.
8. From print for binding cut: three, $2\frac{1}{2}$ " strips – binding.

Piecing

Use $\frac{1}{4}$ " seam allowance


1. Arrange $\frac{3}{4}$ " green wool squares with their matching $\frac{3}{4}$ " print squares in three rows of three squares, *dia. 1*.
- 2a. Join squares together in rows.
- b. Press seams open.
- c. Join rows to complete Nine Patch block, *illust. 1*.
- d. Trim block so it measures $8\frac{1}{2}$ " square.
3. Make two further Nine Patch blocks

each in similar manner with orange wool and its matching print and blue wool and its matching print to make total of five, Nine Patch blocks.


Appliqué

- 1a. Trace large and small heart templates given full size on next page four times each onto paper side of fusible web.
- b. Cut out roughly.
- 2a. Follow manufacturer's instructions and iron fusible web hearts onto wrong side of wool and matching prints as follows: large heart – one each on blue wool and its matching print, orange wool and its matching print, small heart – one each on blue wool and its matching print, orange wool and its matching print.
- b. Carefully cut out each heart on lines.
- 3a. Refer to *quilt layout* for fabric pairings, remove paper backings from small hearts and centre each heart on right side of large hearts.
- b. Fuse small hearts to large hearts.
- c. Centre large hearts on $8\frac{1}{2}$ " mustard squares and fuse in place when happy with their position.

dia. 1. Nine Patch block



illust. 1. Nine Patch block




illust. 2. Heart block



4. Appliqué raw edges of hearts with variegated wool yarn or embroidery thread to complete block, *illust. 2*.

Assembly

- 1a. Refer to *quilt layout* and arrange blocks in three rows of three, alternating blocks.
- b. Ensure bottom tips of heart blocks are facing towards centre green block.
- 2a. Join blocks together in rows.
- b. Join rows together to complete quilt top.



Nine Patch Hearts

Appliqué templates

Completion

- 1a.** Make quilt sandwich with quilt top, wadding and backing.
- b.** Pin or baste layers.
- 2a.** Thread wool yarn onto needle and tie quilt.
- b.** Place ties in centre square of each Nine Patch block and at corners of centre block.
- c.** Add additional ties if wished.
- 3.** Outline quilt each heart by hand.

- 4.** Double bind edges with 2½" strips.
- 5.** Add a hanging sleeve and a label.

Enjoy!

Supplier

Wool and Donegal tweed is available from Fabric Affair. For more information visit their website www.fabricaffair.co.uk



Appliqué detail